



DATA SHEET

Split core Current Transformer

PN: CEMCTK01

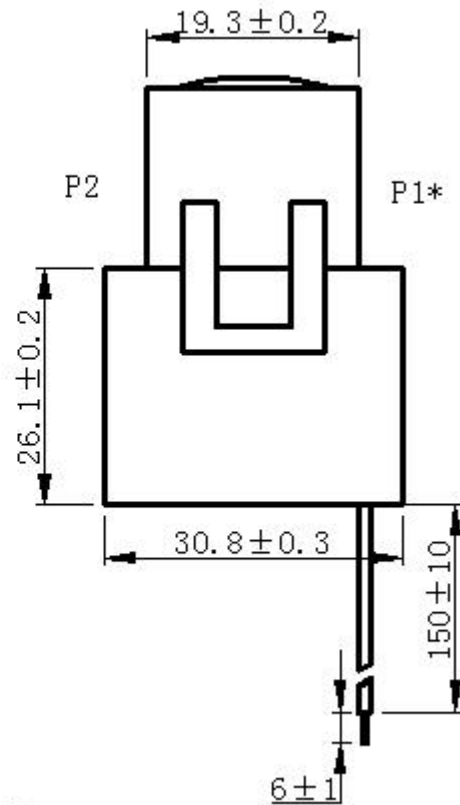
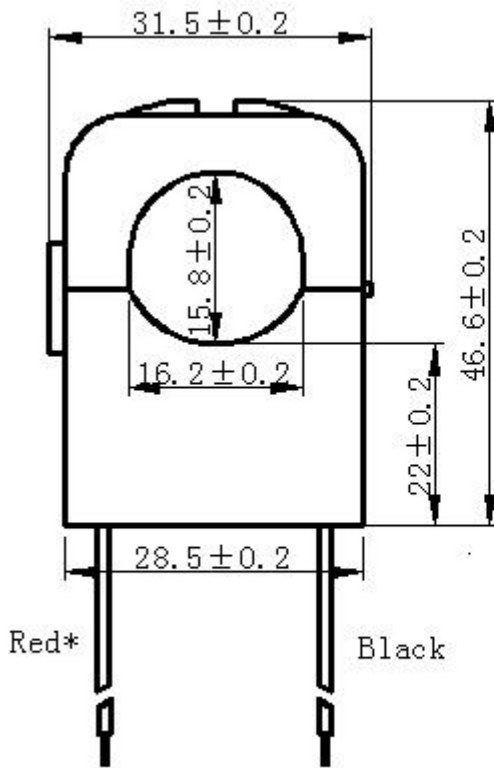
IPN=60A/50HZ

Feature & Applications



Mainly used for the Reconstruction project of the distribution system, easy installation, no need to power-off and take out stitches, can be quickly loading and unloading.

Structural Parameter:



“*” Same polarity

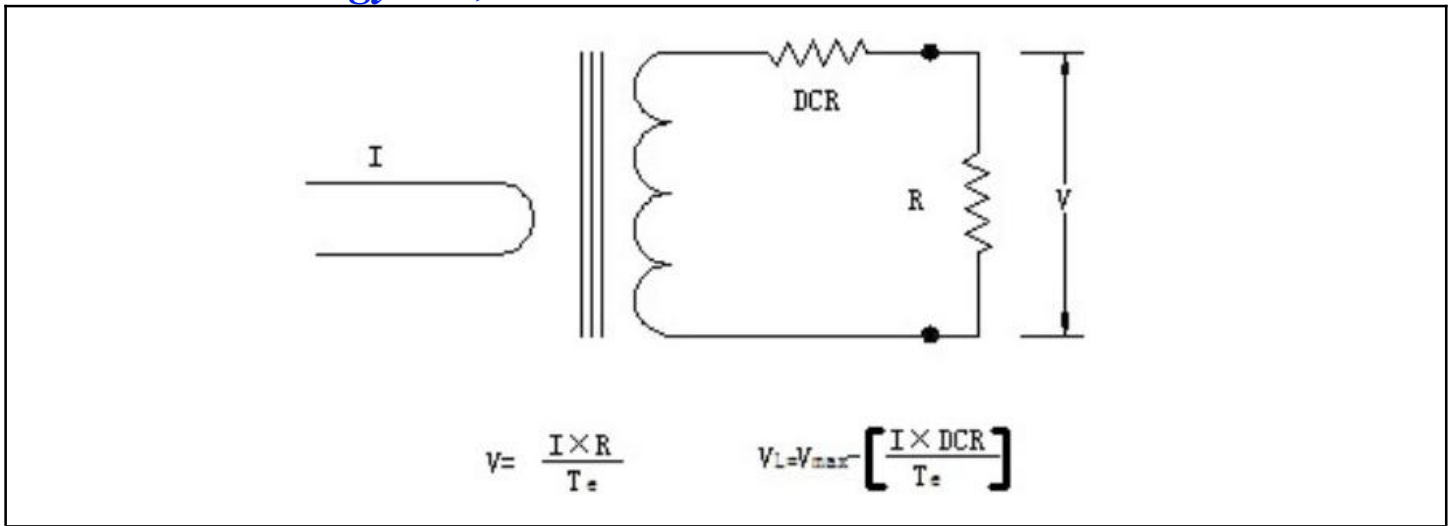
Front View

Lateral View

Remark: DIMENSIONS IN MILLIMETERS

Schematic diagram:





Electrical Specifications:

Model	CEMCTK01
Rated primary current(rms)	60A/50HZ
DC resistance Nom at 20°C ±10%	515 ohm
Dielectric withstanding voltage (Hi-pot)	1000V 1mA 1minute
Primary current	60A
Secondary output voltage for 75 Load Vout	1455±25mV
Encapsulate	Mylar Tape
Terminals	UL 1015 22#AWG PVC WIRE
Approx. Weight	64.3g

The Main Technical Parameters:

Maximum continuous Primary current	75 AAC
Rated output voltage	1455mV
Frequency	50/60HZ
Secondary turns	3000
Wire lead	AWG#22
Turns ratio	3000:1
External secondary load	75Ω
Linear range	0~110A(75Ω)
Ratio error	-2%≤f≤+2%
Application	Portable Instruments, Sub-Metering, Monitor Motor Loads
Installation	Punching
Operating temperature	-20°C~+60°C

Note: the models in the table are commonly used by customers, if you need different ratios products, we can design and produce for you and you just provide the technical requirements for us.

